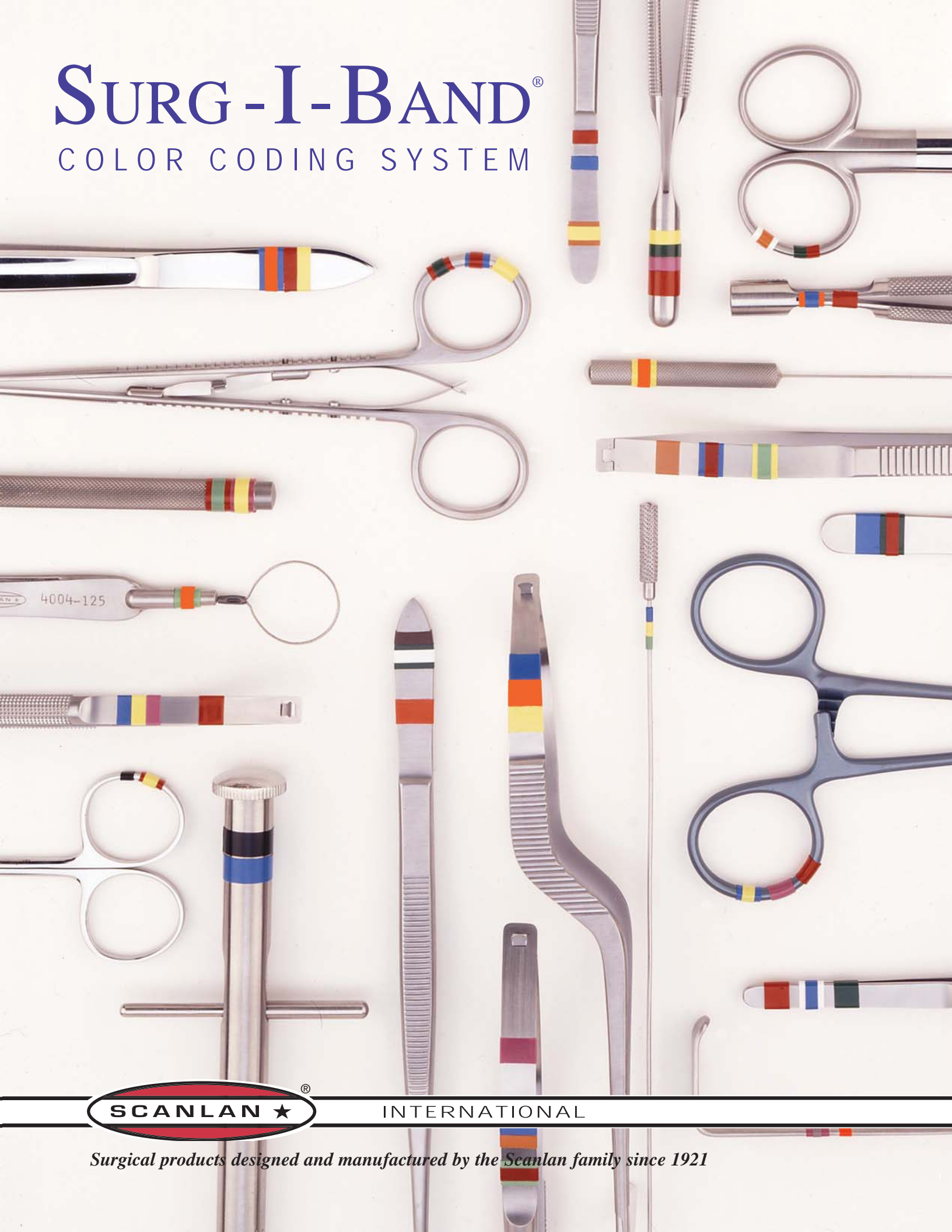


# SURG-I-BAND<sup>®</sup>

COLOR CODING SYSTEM



INTERNATIONAL

*Surgical products designed and manufactured by the Scanlan family since 1921*

# SURG -I-BAND®

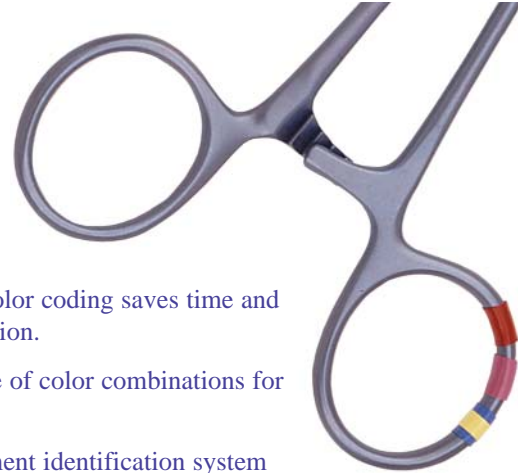
## COLOR CODING SYSTEM

In 1961, Scanlan introduced Surg-I-Band® color coding as a fast, easy and safe way to identify surgical instruments.

Designed with the central supply and operating room personnel in mind, Surg-I-Band® color coding saves time and money by offering more effective organization and identification of surgical instrumentation.

Available in 14 bright colors and 2 sizes, Surg-I-Band® color coding provides a multitude of color combinations for identifying instruments by surgeon, set, specialty and suite.

Today, over 45 years later, Surg-I-Band® color coding continues to be the leading instrument identification system around the world.



## SURG -I-BAND® COLOR CODING OFFERS...

- **Organization** - By surgeon, set, specialty, suite, ownership, etc.
- **14 colors and 2 sizes** - Providing nearly endless color coding combinations
- **Safety** - Clinically tested for steam, gas & flash sterilization
- **Quick Identification** - Bright colors allow easy identification
- **Trouble-Free** - Easy application and removal without damaging instruments
- **Economy** - Each spool will color code approximately 200 instruments
- **Versatility** - Can be used on all sizes and designs of instruments



## ORIGINAL SURG -I-BAND®

Original Surg-I-Band® color coding offers a 1/4" wide x 244" long band in 14 bright colors. May be used individually or in combination with NARROW Surg-I-Band® color coding.

## NARROW SURG -I-BAND®

NARROW Surg-I-Band® color coding offers a 1/4" wide x 244" long band in 14 bright colors. NARROW Surg-I-Band® color coding may be used individually or applied on top of ORIGINAL Surg-I-Band® color coding to create unique striping and additional color coding combinations.




INTERNATIONAL



# SURG - I - BAND® DISPENSER

The Surg-I-Band® DISPENSER reduces application time of Surg-I-Band® color coding by over 60%. The Surg-I-Band® DISPENSER provides an accurate, precise cut and eliminates the need for awkward scissors or blades. The dispenser features a compact, lightweight design with a protective cover to guard against damage to the blade and the color coding when not in use. The Surg-I-Band® DISPENSER is...



- **Reusable** - Ensuring greater economy
- **Easy to load and unload** - Surg-I-Band® spools snap on and off smoothly and securely
- **Exclusively designed** - To be used with the Surg-I-Band® color coding system (ORIGINAL, NARROW & CAROUSEL)
- **Easily stored** - Self contained compact design

# SURG - I - BAND® CAROUSEL

The Surg-I-Band® CAROUSEL completes the Surg-I-Band® color coding system by offering a fast, easy mode of application, as well as excellent organization and storage. Designed exclusively for Surg-I-Band® DISPENSERS, the Surg-I-Band® CAROUSEL offers...

- **A solid base** - for extra stability
- **A rotating top** - To provide easy access to each color
- **Convenient storage** - Center storage area is ideal for Tip-Guard™ instrument protectors
- **Easy to use** - Surg-I-Band® DISPENSERS can be attached and removed smoothly and securely
- **Excellent organization** - Securely holds up to 12 Surg-I-Band® DISPENSERS simultaneously



# SURG - I - BAND® REMOVER

The SCANLAN® Surg-I-Band® REMOVER has been developed to allow quick and easy removal of Surg-I-Band® color coding from instruments.

The Surg-I-Band® REMOVER provides many benefits including...


- Quickly removes Surg-I-Band® color coding
- Reusable (will remove hundreds of bands)
- Eliminates use of razors (or other sharp instruments) which may damage instruments
- Saves precious processing time





# SURG-I-BAND® COLOR CODING

1. Select the desired color or color combinations.
2. The instrument and hands must be dry and free from any residue.
3. Surg-I-Band® color coding must be cut with a sharp edge. The Surg-I-Band® DISPENSER is recommended for the best application.
4. Dispense enough Surg-I-Band® color coding to overlap itself at least once but not more than twice.
5. Surg-I-Band® color coding must not be stretched. (Stretching will weaken Surg-I-Band® color coding's bonding capabilities.)
6. Upon completing the application of Surg-I-Band® color coding, autoclave the instrument(s). Surg-I-Band® color coding will bond itself to the instrument.
7. Place Surg-I-Band® color coding on the finger rings of scissors. It is not recommended that Surg-I-Band® color coding be applied to the shanks of scissors, as this may interfere with the operation of the instrument.
8. Use the Surg-I-Band® CAROUSEL for organization and convenient storage.
9. Change Surg-I-Band® color coding if it shows wear or at least every six months / as needed to ensure bright identifiable colors.
10. We recommend you use the Surg-I-Band® remover to assist in the removal of Surg-I-Band® color coding and clean with any standard instrument cleaner.



## ORDERING INFORMATION

**ORIGINAL Surg-I-Band® color coding**  
1 spool, 1/4" x 244"

1001-64	Red	1001-71	Black
1001-65	Yellow	1001-94	Glo-Orange
1001-66	Orange	1001-95	Purple
1001-67	Blue	1001-96	Lime Green
1001-68	Green	1001-97	Grey
1001-69	Brown	1001-98	Pink
1001-70	White	1001-99	Light Blue

**NARROW Surg-I-Band® color coding**  
1 spool, 1/8" x 244"

1001-630	Red	1001-637	Black
1001-631	Yellow	1001-638	Glo-Orange
1001-632	Orange	1001-639	Purple
1001-633	Blue	1001-640	Lime Green
1001-634	Green	1001-641	Grey
1001-635	Brown	1001-642	Pink
1001-636	White	1001-643	Light Blue

**Surg-I-Band® CAROUSEL**

holds up to 12 Surg-I-Band® DISPENSERS  
1001-59 Carousel only  
1001-61 Carousel with 12 DISPENSERS

**Surg-I-Band® DISPENSER**

accommodates any size, any color  
1001-60

**Surg-I-Band® REMOVER**

1001-49

FOR MORE INFORMATION  
OR TO ORDER, CONTACT YOUR  
LOCAL SCANLAN  
REPRESENTATIVE, OR CALL...

**U.S. & CANADA: 800-328-9458**  
**INTERNATIONAL: 651-298-0997**  
**FAX: 651-298-0018**

# INDEPENDENT LABORATORY TESTING REPORTS



STERILIZATION  
TECHNICAL  
SERVICES

7500 West Henrietta Rd • Rush, New York 14543 • (716) 533-1672 • Fax (716) 533-1796

STS Test No. M94-0525

## Purpose

To sterilize Surg-I-Band<sup>®</sup> color coding utilizing a 270°F, 3 minute vacuum cycle.

## Procedure

### Inoculation of Test Article

Each of the Surg-I-Band<sup>®</sup> color coding test samples was inoculated on the adhesive surface with *B. stearothermophilus*, Lot No. AR60, at a concentration of approximately  $10^5$  cfu and allowed to dry a minimum of 12 hours.

### Preparation of Test Article

Each of the test samples was evaluated as follows:

Single layered - 2 of each sample

Samples were inoculated and placed adhesive side down on a glass microscope slide prior to sterilization.

Double layered - 1 of each sample

One (1) sample was inoculated and placed adhesive side down on a glass microscope slide. A second inoculated sample was then placed on top of the first.

Overlapped and wrapped around the shaft of a forceps - 1 of each sample

Samples were inoculated and wrapped around the shaft of a forceps overlapping the test sample as it was being wrapped.

All samples were double wrapped with CSR wrap prior to sterilization.

### Sterilization of Test Article

Test samples were sterilized in a 270°F, 3 minute vacuum cycle.

### Sterility Testing of Test Article

Following sterilization, the adhesive strips and two (2) inoculated, unexposed strips (one (1) blue and one (1) pink) were aseptically transferred to separate portions of Soybean Casein Digest Medium (SCDM) and the test samples in media incubated at 55-57°C for seven (7) days. All samples were observed daily each work day for growth and results recorded as number positive / number tested.

## Conclusion

The 270°F, 3 minute vacuum cycle was sufficient to sterilize the Surg-I-Band<sup>®</sup> color coding.

James Whitbourne  
President



INTERNATIONAL

*Surgical products designed and manufactured by the Scanlan family since 1921*  
ONE SCANLAN PLAZA • SAINT PAUL, MINNESOTA 55107 • U.S.A.  
800-328-9458 • 651-298-0997 • FAX 651-298-0018 • [www.scanlaninternational.com](http://www.scanlaninternational.com)

© 2006 Scanlan International, Inc.